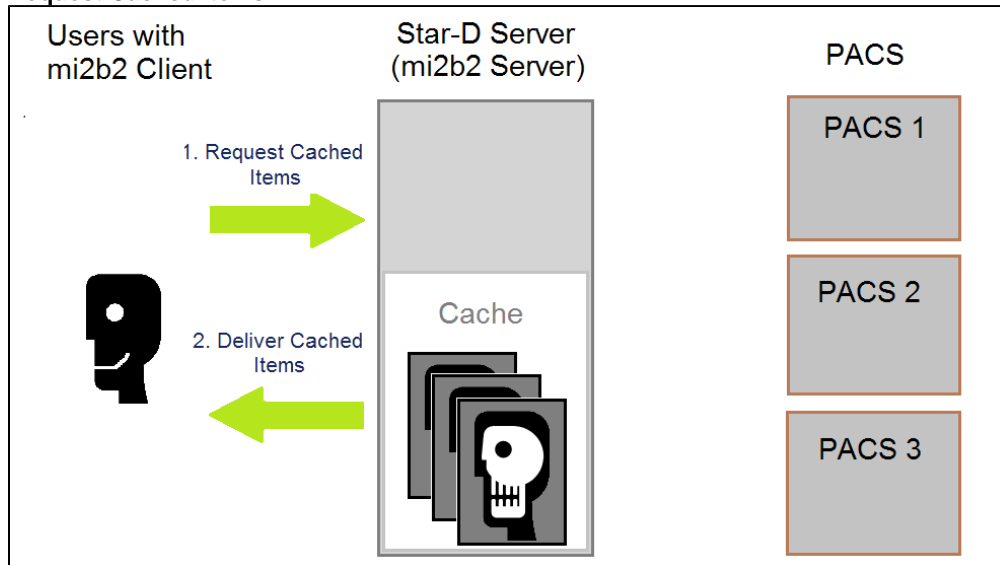


mi2b2 User Documentation - Managing Remote Cache

Overview

Request Cached Items



Completed requests have their corresponding studies stored in the mi2b2 server's repository (cache). Each repository is set up to serve a particular project, and its storage is limited to the project's configuration. When the cache is full, users will no longer be able to transfer in additional studies from PACS. Image Repository (Tab 3) is designed for users to view and manage their project's repository. Users can see the total amount of storage available and how much of the storage has been utilized. Users can also delete cached items to reclaim storage space. Finally, users can download or apply other configured actions to selected studies here ([details](#)).

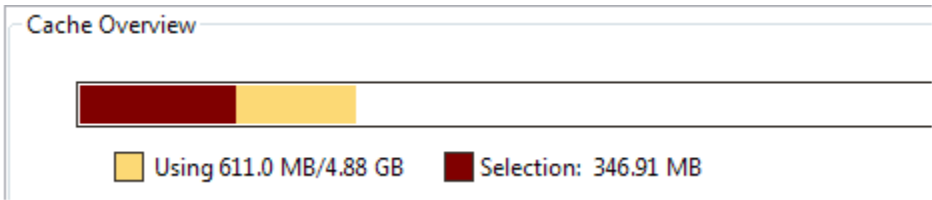
Repository UI Layout

The screenshot shows the 'Image Repository' tab in the 'mi2b2 Workbench' application. The interface includes a top menu bar with 'File', 'Search', 'Window', 'Help', 'Run', and 'CodePro'. Below the menu is a toolbar with buttons for '1. Search for Patients', '2. Search for Studies', '3. Image Repository', '4. View Images', and '5. Request Log'. The main area displays a 'Repository Overview' with a progress bar showing '0.21% Used' and a storage usage indicator 'Using 1.03 GB/500.0 GB'. Below this is a table of studies in the repository, with columns for 'Study #', 'Institution', 'Department', 'MRNs', 'Cached Date', 'Study Date', 'Modalities', 'Size', 'Last Download...', and 'Last Downloaded Date'. The table contains 20 rows of study data. Above the table are controls for '2. Select All', '3. Delete Selected from Repository', and '4. Refresh'. At the bottom, there is a 'Choose a Request Type...' dropdown and an 'Execute Requests' button.

Study #	Institution	Department	MRNs	Cached Date	Study Date	Modalities	Size	Last Download...	Last Downloaded Date
0	FPHS	research	FPNETp	05/18/2012 12:52:00	04/25/2006 15:14:15	Computed Tomography	79.13 MB	demo	05/25/2012 16:13:47
0	FPHS	research	Va.adSkT	05/18/2012 12:47:00	08/21/2008 09:02:46	Computed Radiography	13.04 MB	demo	05/23/2012 11:39:44
9995004	FPHS	research	MF-0000004	05/18/2012 11:42:04	12/19/2006 13:45:40	Magnetic Resonance	15.11 MB	demo	05/29/2012 10:40:29
0003	FPHS	research	0003	05/17/2012 13:32:23	12/19/2006 20:00:59	Computed Tomography	82.20 MB	demo	05/29/2012 10:40:29
13166272	FPHS	research	4	05/17/2012 12:57:00	01/13/2010 14:50:00	Ultra Sound	9.44 KB	demo	05/23/2012 11:41:26
11701444	FPHS	research	4	05/16/2012 16:17:01	12/19/2008 07:58:01	X-Ray Angiography, Ultra Sound, ...	3.60 MB	demo	05/23/2012 11:41:55
0001	FPHS	research	0001	05/15/2012 17:07:03	12/19/2006 10:13:44	Computed Tomography	17.73 MB	demo	05/29/2012 10:17:53
0002	FPHS	research	0002	05/15/2012 16:12:25	12/19/2006 11:26:36	Computed Tomography	100.96 MB	demo	05/29/2012 10:17:46
11196522	FPHS	research	4	05/11/2012 14:22:00	05/02/2008 07:12:54	Magnetic Resonance	304.71 KB	demo	05/23/2012 16:36:14
000003	FPHS	research	SKULL	04/30/2012 19:12:01	09/11/1997 21:36:15	Other	6.12 MB	demo	05/29/2012 10:17:46
.	FPHS	research	Sample ID	04/30/2012 18:42:13	12/14/2006 09:12:06	Magnetic Resonance	34.12 MB	demo	05/25/2012 16:06:03
.	FPHS	research	case001	04/30/2012 18:37:06	12/19/2006 10:13:44	Magnetic Resonance	19.79 MB	demo	05/25/2012 16:04:03
anonymiz...	FPHS	research	BU001015	04/30/2012 18:32:03	10/14/2005 12:52:56	Magnetic Resonance	13.77 MB	demo	05/25/2012 16:04:03
9995032	FPHS	research	MF-0000032	04/30/2012 18:27:00	12/19/2006 12:25:23	Magnetic Resonance	31.96 KB	demo	05/25/2012 16:04:03
0030	FPHS	research	0030	04/30/2012 18:22:17	12/19/2006 13:53:32	Computed Tomography	76.92 MB	demo	05/25/2012 16:06:21
9995031	FPHS	research	MF-0000031	04/30/2012 18:17:00	12/19/2006 12:25:23	Magnetic Resonance	32.01 KB	demo	05/11/2012 13:39:10
9995028	FPHS	research	MF-0000028	04/30/2012 18:07:00	12/19/2006 12:25:23	Magnetic Resonance	32.20 KB	demo	05/11/2012 14:21:48
9995010	FPHS	research	MF-0000010	04/30/2012 18:02:02	12/19/2006 00:00:10	Magnetic Resonance	7.57 MB	demo	05/18/2012 12:17:55
9995013	FPHS	research	MF-0000013	04/30/2012 17:57:00	12/19/2006 00:00:10	Magnetic Resonance	855.69 KB	demo	05/18/2012 12:32:28
9995008	FPHS	research	MF-0000008	04/30/2012 17:37:03	12/19/2006 00:00:10	Magnetic Resonance	10.18 MB	demo	05/18/2012 12:32:28
0105	FPHS	research	0105	04/30/2012 17:32:00	12/19/2006 11:11:54	Computed Tomography	219.93 KB	demo	05/29/2012 10:17:46
0110	FPHS	research	0110	04/30/2012 17:27:00	12/19/2006 11:25:24	Computed Tomography	2.51 MB	demo	05/08/2012 10:30:56
9995002	FPHS	research	MF-0000002	04/30/2012 17:22:07	12/19/2006 10:51:25	Magnetic Resonance	19.64 MB	demo	05/25/2012 16:05:34
0010	FPHS	research	0010	04/30/2012 17:17:09	12/19/2006 11:11:54	Computed Tomography	35.50 MB	demo	05/29/2012 10:40:29
0102	FPHS	research	0102	04/30/2012 17:12:00	12/19/2006 14:03:09	Computed Tomography	696.92 KB	demo	05/14/2012 13:02:37
0090	FPHS	research	0090	04/30/2012 17:07:00	12/19/2006 08:36:12	Computed Tomography	1.96 MB	demo	05/16/2012 13:07:43
0020	FPHS	research	0020	04/30/2012 17:02:38	12/19/2006 09:36:45	Computed Tomography	147.40 MB	demo	05/25/2012 15:55:31
0070	FPHS	research	0070	04/30/2012 16:57:22	12/19/2006 20:35:23	Computed Tomography	101.65 MB	demo	05/29/2012 10:40:47

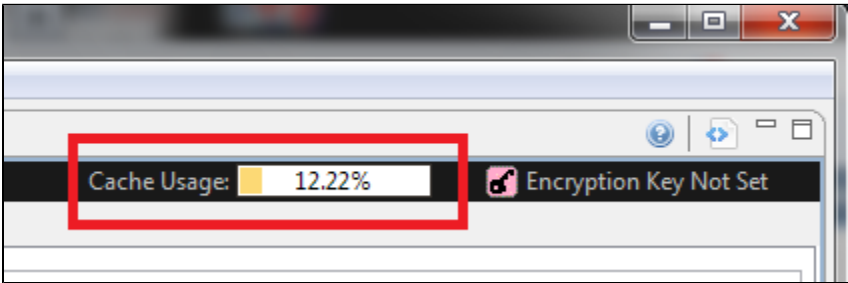
The upper part of the screen is a bar indicating the total space and the used space in the cache. The lower part of the screen shows the information of all cached studies in the cache. The information include study identifiers (AN, Institution, Department, and MRN), study attributes (Study Date, Modalities, and Size), and download history (Last Download by, Last Downloaded Date). Users may select one or more studies to delete, download, or execute other configured actions.

1.(Cache Overview) This visualization shows the total and used storage space in the cache. When cached items are selected in the table **(4)**, the sum of their file sizes will be displayed in dark red in the same visualization:



- 2. (Selection Buttons)** Use these buttons, users can "Select All" cached items, or "Flip Selection".
- 3. (Managing Table Content)** Users can "Refresh" the table by asking the mi2b2 server to return the latest information on cached items. Users can also toggle the "Show Filters" button to bring forth filter controls.
- 4. (Repository Content)** This table shows the list of all Repository items on the i2m2 server. Users can choose desired ones to delete or download. Deleted studies can only be recovered from re-requesting it from PACS).

Users can conveniently view the current Repository usage by looking at the quick link on the top right portion of the interface. However, the Repository usage data is only updated at the start of the client and whenever this tab is accessed. Clicking on the Repository usage quick link will take users to this tab.



[Last Page \(Downloading and Viewing Studies\)](#)

- 1. [Quick Start](#)
- 2. [Searching for and Requesting DICOM Studies](#)
- 3. [Downloading and Viewing Studies](#)
- 4. [Managing Remote Cache](#)
- 5. [Sorting and Filtering](#)
- 6. [Encryption](#)
- 7. [Frequently Asked Questions \(FAQs\)](#)

[Next Page \(Sorting and Filtering\)](#)