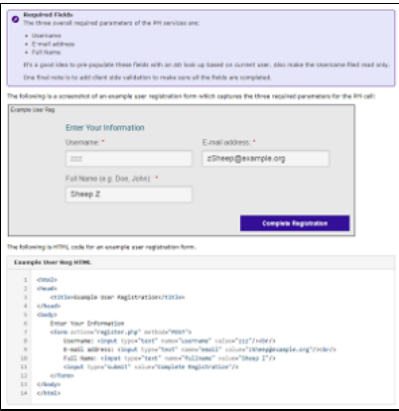



# Accrual to Clinical Trials i2b2 Community Wiki

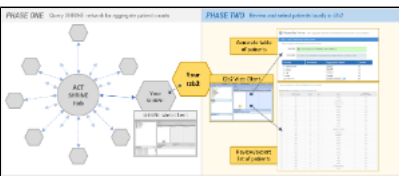
## Summary:

The Accrual to Clinical Trials (ACT) project goal is to create a federated network of National Clinical and Translational Science Award (CTSA) Consortium institutions to significantly increase participant accrual to the nation's highest priority clinical trials. *PHASE ONE* consisted of the formation of a SHRINE network of participating institutions in order to query for aggregate patient counts across all sites in real-time. *PHASE TWO* continues the workflow at the local site by enabling the reviewing and selection of patients locally in i2b2.

## How-to Guides:

 <p>The following is HTML code for an example user registration form.</p> <pre>Example User Reg HTML &lt;!-- &lt;html&gt; &lt;head&gt; &lt;title&gt;Example user registration.html &lt;/title&gt; &lt;/head&gt; &lt;body&gt; &lt;div id="Enter Your Information" style="border: 1px solid #ccc; padding: 5px; width: 300px; margin: 0 auto;"&gt;   Enter Your Information   Username: &lt;input type="text" value="jSheep" /&gt; E-mail address: &lt;input type="text" value="jSheep@example.org" /&gt;   Full Name (e.g. Doc. John): &lt;input type="text" value="Sheep J" /&gt;   &lt;input type="button" value="Complete Registration" /&gt; &lt;/div&gt; &lt;/body&gt; &lt;/html&gt; --&gt;</pre>	<p><a href="#">How-to: Create a User Registration App</a></p> <p>In this guide, we demonstrate how you can create a user registration form that will allow users to self register for SHRINE access. The services offered by the PM Cell make online user registration possible.</p> <p><a href="#">View Guide</a></p>
 <p>The SHRINE web client has a built in feature where an announcement can appear upon user log in. This guide will show how this acknowledgement dialog can be used for the Terms of Access for the ACT project.</p> <p><a href="#">View Guide</a></p>	<p><a href="#">How-to: Automatic Terms of Access</a></p> <p>The SHRINE web client has a built in feature where an announcement can appear upon user log in. This guide will show how this acknowledgement dialog can be used for the Terms of Access for the ACT project.</p> <p><a href="#">View Guide</a></p>

## Software:

	<p><a href="#">Phase Two Software</a></p> <p>Read about the ACT Phase Two Software.</p> <p><a href="#">View Software</a></p>
---	--