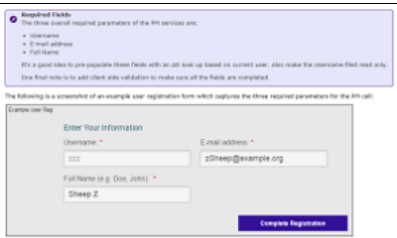
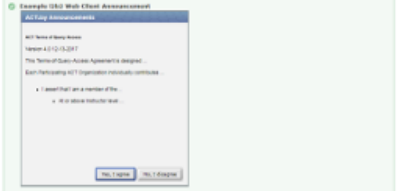


# Accrual to Clinical Trials i2b2 Community Wiki

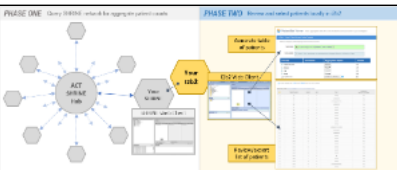
## Summary:

The Accrual to Clinical Trials (ACT) project goal is to create a federated network of National Clinical and Translational Science Award (CTSA) Consortium institutions to significantly increase participant accrual to the nation's highest priority clinical trials. *PHASE ONE* consisted of the formation of a SHRINE network of participating institutions in order to query for aggregate patient counts across all sites in real-time. *PHASE TWO* continues the workflow at the local site by enabling the reviewing and selection of patients locally in i2b2.

## How-to Guides:

 <p>The following is HTML code for an example user registration form.</p> <pre> 1 &lt;html&gt; 2 &lt;head&gt; 3 &lt;title&gt;Example user registration.html&lt;/title&gt; 4 &lt;/head&gt; 5 &lt;body&gt; 6 &lt;div id="Enter-Your-Information"&gt; 7 &lt;div id="username"&gt;Username: &lt;input type="text" value="jSheep2" /&gt;&lt;/div&gt; 8 &lt;div id="email"&gt;E-mail address: &lt;input type="text" value="jSheep2@example.org" /&gt;&lt;/div&gt; 9 &lt;div id="full-name"&gt;Full Name (e.g. Doc. John): &lt;input type="text" value="Sheep 2" /&gt;&lt;/div&gt; 10 &lt;div id="submit"&gt;&lt;input type="button" value="Complete Registration" /&gt;&lt;/div&gt; 11 &lt;/div&gt; 12 &lt;/body&gt; 13 &lt;/html&gt; 14 &lt;/html&gt; </pre>	<p><a href="#">How-to: Create a User Registration App</a></p> <p>In this guide, we demonstrate how you can create a user registration form that will allow users to self register for SHRINE access. The services offered by the PM Cell make online user registration possible.</p> <p><a href="#">View Guide</a></p>
 <p>The SHRINE web client has a built-in feature where an announcement can appear upon user log in. This guide will show how this acknowledgement dialog can be used for the Terms of Access for the ACT project.</p> <p><a href="#">View Guide</a></p>	<p><a href="#">How-to: Automatic Terms of Access</a></p> <p>The SHRINE web client has a built-in feature where an announcement can appear upon user log in. This guide will show how this acknowledgement dialog can be used for the Terms of Access for the ACT project.</p> <p><a href="#">View Guide</a></p>

## Software:

	<p><a href="#">Phase Two Software</a></p> <p>Read about the ACT Phase Two Software.</p> <p><a href="#">View Software</a></p>
---	--