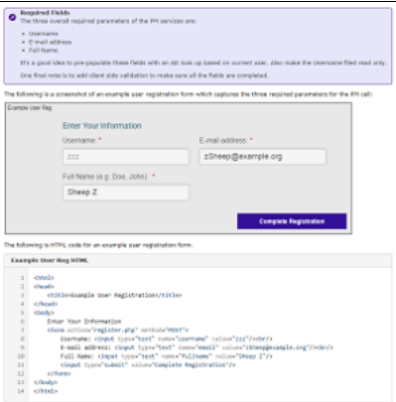



# Accrual to Clinical Trials i2b2 Community Wiki


## Summary:

The Accrual to Clinical Trials (ACT) project goal is to create a federated network of National Clinical and Translational Science Award (CTSA) Consortium institutions to significantly increase participant accrual to the nation's highest priority clinical trials. **PHASE ONE** consisted of the formation of a SHRINE network of participating institutions in order to query for aggregate patient counts across all sites in real-time. **PHASE TWO** continues the workflow at the local site by enabling the reviewing and selection of patients locally in i2b2.

## How-to Guides:

 <p><b>Required fields</b> The three essential required parameters of the IM services are:</p> <ul style="list-style-type: none"><li>Username</li><li>E-mail address</li><li>Full Name</li></ul> <p>If it's possible to pre-populate these fields with an ID that is based on current user, also make the essential field read only. One final note to add: client side validation to make sure all the fields are completed.</p> <p>The following is an example of an example user registration form which captures the three required parameters for the IM call.</p> <p>Example user Reg HTML</p> <pre>&lt;!-- 1 2 3 4 5 6 7 8 9 10 11 12 13 14 --&gt;</pre>	<h3><a href="#">How-to: Create a User Registration App</a></h3>	<p>In this guide, we demonstrate how you can create a user registration form that will allow users to self register for SHRINE access. The services offered by the PM Cell make online user registration possible.</p>	<p><a href="#">View Guide</a></p>
 <p>The SHRINE web client has a built in feature where an announcement can appear upon user log in. This guide will show how this acknowledgement dialog can be used for the Terms of Access for the ACT project.</p> <p>Example SHRINE Web Client Announcement</p> <p>Example HTML code snippet</p>	<h3><a href="#">How-to: Automatic Terms of Access</a></h3>	<p>The SHRINE web client have a built in feature where an announcement can appear upon user log in. This guide will show how this acknowledgement dialog can be used for the Terms of Access for the ACT project.</p>	<p><a href="#">View Guide</a></p>

## Software:

 <p><b>PHASE ONE</b> - Query SHRINE network for aggregate information <b>PHASE TWO</b> - Review patient information locally in i2b2</p>	<h3><a href="#">Phase Two Software</a></h3>	<p>Read about the ACT Phase Two Software.</p>	<p><a href="#">View Software</a></p>
--------------------------------------------------------------------------------------------------------------------------------------------------------------------------------------------------------------------------------	---------------------------------------------	-----------------------------------------------	--------------------------------------