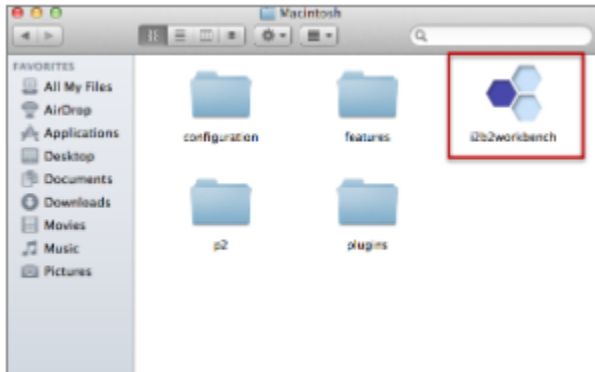


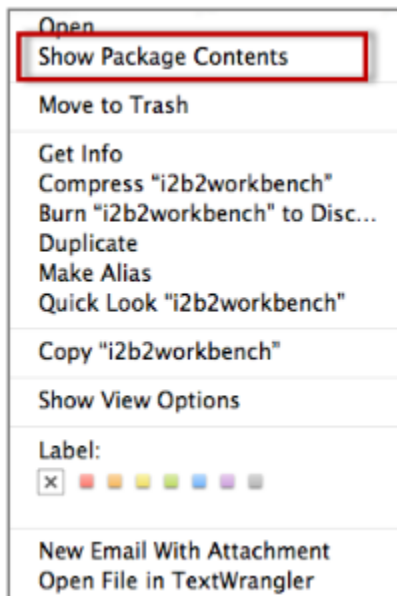
## 8.3.1.1 Access Properties file on a Macintosh

### Steps to access i2b2Workbench.properties file on a Macintosh

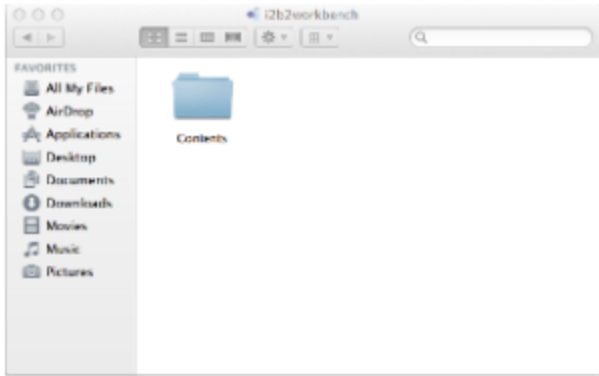
1. Go to *YOUR\_I2B2\_WB\_DIR* and open the folder called **Macintosh**.
2. *Right click* on the i2b2workbench application.



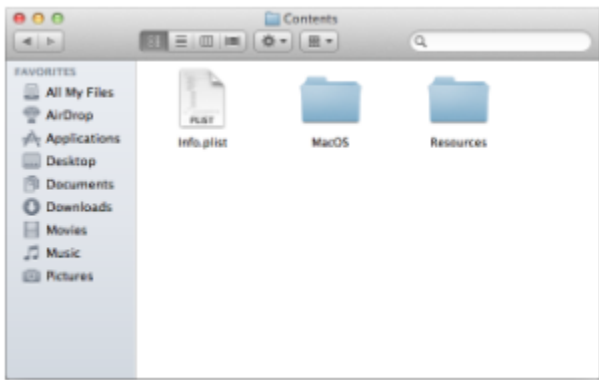
3. A pop-up menu will display. Select **Show Package Contents**.



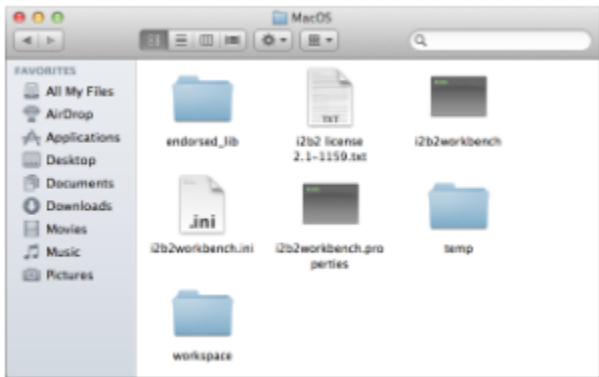
4. The **i2b2 Workbench** folder will open.



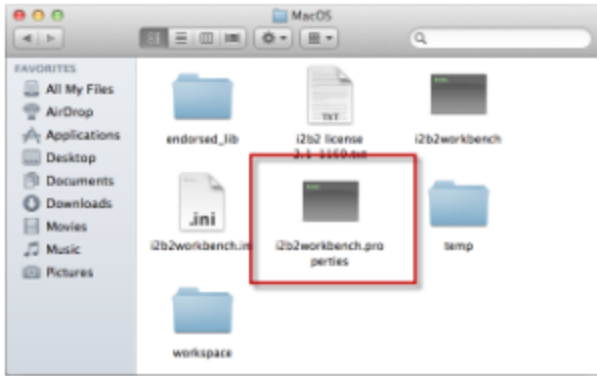
5. Open the **Contents** folder by double clicking on it.



6. Open the **MacOS** folder by double clicking on it.



7. Double click on the **i2b2workbench.properties** file.



8. The properties file will open.



**Note**

Once the file opens you can return to the **Define Hive Location** section to walk through the steps of editing the file.