




Upgrade to Release 1.7.10 from 1.7.09c

Upgrade to Release 1.7.10 from 1.7.09c

Version Information

Current Version:	1.7.10
Release Date:	May 14, 2018
License:	i2b2 Open Source License

Download

Description	i2b2 Released Version	Minimum Version Required	Download Link	Requirements
Files to upgrade the i2b2 server to 1.7.10	1.7.10	1.7.09c	 i2b2_upgrade_1.7.09c_to_1.7.10.zip	See Technical Details section on the i2b2 Upgrades page.
Files to upgrade the i2b2 Database to 1.7.10	1.7.10		 i2b2createdb-1710.zip	
Files to upgrade the i2b2 Web Client to 1.7.10	1.7.10		 i2b2webclient-1710.zip	

Notes

- Release 1.7.10 contains changes to the i2b2 database and Web Client. Therefore in addition to the i2b2upgrade-1710.zip file you also need to download the i2b2createdb-1710.zip and i2b2webclient-1710.zip files. The process of installing the i2b2 Web Client has not changed. If you have questions on how this is done you can find additional information in [Chapter 7. i2b2 Web Client Install](#) of the [i2b2 Installation Guide](#).
- The i2b2 Admin module no longer needs to be setup on the i2b2 server. This is due to a new feature introduced in release 1.7.10 that enables a single sign-on location for both the Web Client and Admin Module. Please see the [1.7.10 Release Notes](#) for additional information.

- *If you are upgrading to 1.7.10 from a release prior to 1.7.09c* it is **important** you read the upgrade documentation **before upgrading your system** because earlier upgrades had changes to properties files. When a release has a change to a property file as did 1.7.09 we will make note of it and outline the steps to merge the changes into your local properties file.

Upgrade Instructions

Knowing some sites have remained on JBoss 7 while some have upgraded to WildFly 10, we have gone ahead and provided Step-by-Step Instructions for both scenarios. For the most part the overall process is very similar. What is different, is the path in which the files reside. Expand the box below to see an example of the differences between the two path names.

Example Paths to i2b2.war

JBoss 7 path

```
/opt/jboss-as-7.1.1.Final/standalone/deployments/i2b2.war/
```

WildFly 10 path

```
/opt/wildfly-10.0.0.Final/standalone/deployments/i2b2.war/
```

1

Stop JBoss

Linux Example

```
$ /opt/jboss-as-7.1.1.Final/bin/jboss-  
cli.sh --connect command=:shutdown
```

1

Stop WildFly

Linux Example

```
$ /opt/wildfly-10.0.0.Final/bin/jboss-  
cli.sh --connect command=:shutdown
```

2

Backup your existing **i2b2.war** directory

Linux

On **Linux**, make a copy of `/opt/jboss-as-7.1.1.Final/standalone/deployments/i2b2.war` and save it to a different location outside of `/opt/jboss-as-7.1.1.Final/`

2

Backup your existing **i2b2.war** directory

Linux

On **Linux**, make a copy of `/opt/wildfly-10.0.0.Final/standalone/deployments/i2b2.war` and save it to a different location outside of `/opt/wildfly-10.0.0.Final/`

Windows

On **Windows**, make a copy of `c:\opt\jboss-as-7.1.1.`

Windows

On **Windows**, make a copy of `c:\opt\wildfly-10.0.0.Final\standalone`

```
Finalstandalonedeployments\i2b2.war and save it to a different location outside of c:\opt\jboss-as-7.1.1.Final
```

```
onedeployments\i2b2.war and save it to a different location outside of c:\opt\wildfly-10.0.0.Final
```

3

Delete **i2b2.war.deployed** file

Linux Example

```
$ rm /opt/jboss-as-7.1.1.Final/standalone/deployments/i2b2.war.deployed
```



DO NOT delete your existing i2b2.war directory. The zip file contains only a subset of files to add/replace in your existing i2b2.war directory.

3

Delete **i2b2.war.deployed** file

Linux Example

```
$ rm /opt/wildfly-10.0.0.Final/standalone/deployments/i2b2.war.deployed
```



DO NOT delete your existing i2b2.war directory. The zip file contains only a subset of files to add/replace in your existing i2b2.war directory.

4

Extract / copy the deployment files from the upgrade zip file to your **JBoss deployments directory**

4

Extract / copy the deployment files from the upgrade zip file to your **WildFly deployments directory**

5

Copy the **deployments directory** into your existing **JBoss standalone directory**, replacing any existing files when prompted.

Linux Example

```
$ cp -r deployments /opt/jboss-as-7.1.1.Final/standalone
```

5

Copy the **deployments directory** into your existing **WildFly standalone directory**, replacing any existing files when prompted.

Linux Example

```
$ cp -r deployments /opt/wildfly-10.0.0.Final/standalone
```

6

Start **JBoss**

Linux Example

```
$ /opt/jboss-as-7.1.1.Final/bin/standalone.sh -b 0.0.0.0 &
```

6

Start **WildFly**

Linux Example

```
$ /opt/wildfly-10.0.0.Final/bin/standalone.sh -b 0.0.0.0 &
```

7

Verify your upgrade

7

Verify your upgrade

Test Web Client

Navigate to your local i2b2 Web Client in your preferred browser and verify you are able to log on and perform standard i2b2 functions. (e.g. Run queries, retrieve previous queries, view breakdowns, etc.)

Test Web Client

Navigate to your local i2b2 Web Client in your preferred browser and verify you are able to log on and perform standard i2b2 functions. (e.g. Run queries, retrieve previous queries, view breakdowns, etc.)

Contents of the Zip File

i2b2upgrade-1709c-to-1710.zip

database/

 Crcdata/

 scripts/

 oracle/

 query_demo_insert_data.sql

 postgresql/

query_demo_insert_data.sql

sqlserver/

query_demo_insert_data.sql

crc_create_query_oracle.sql

crc_create_query_postgresql.sql

crc_create_qyert_sqlserver.sql

Pmdata/

upgrade_oracle_i2b2pm_tables.sql

upgrade_postgresql_i2b2pm_tables.sql

upgrade_sqlserver_i2b2pm_tables.sql

deployments/

deployments/i2b2.war/

deployments/i2b2.war/WEB-INF/

deployments/i2b2.war/WEB-INF/lib/

deployments/i2b2.war/WEB-INF/lib/CRC-core.jar

deployments/i2b2.war/WEB-INF/lib/FR-core.jar

deployments/i2b2.war/WEB-INF/lib/i2b2Common-core.jar

deployments/i2b2.war/WEB-INF/lib/IM-core.jar

deployments/i2b2.war/WEB-INF/lib/Ontology-core.jar

deployments/i2b2.war/WEB-INF/lib/ProjectManagement-core.jar

deployments/i2b2.war/WEB-INF/lib/Workplace-core.jar

deployments/i2b2.war/WEB-INF/services/

deployments/i2b2.war/WEB-INF/services/CRC.aar

deployments/i2b2.war/WEB-INF/services/FR.aar

deployments/i2b2.war/WEB-INF/services/IM.aar

deployments/i2b2.war/WEB-INF/services/ProjectManagement.aar

deployments/i2b2.war/WEB-INF/services/Ontology.aar

deployments/i2b2.war/WEB-INF/services/Workplace.aar

deployments/i2b2.war.dodeploy