

Software Release 2.0.01

Documentation Related Links

I want to...	Where to find it
Read an overview of the current release	Release Summary
View the current release notes	2.0.01 Release Notes page
Download the current release notes	Documentation section
Download the updated Developer's Guide	Documentation section
Download the new VM Guide	Documentation section

Software Related Links

I want to...	Where to find it
Download the latest version of the i2b2 Workbench Client	Client Desktop Application
Download the source code for the latest version of the Workbench	Source Code
Download the Workbench VMs (including the client for macs)	Workbench VMs

Version Information

Current Version	2.0.01
Release Date:	October 17, 2017
License:	i2b2 Open Source License

Release Summary

The current version of the i2b2 Workbench software that has been released is 2.0.01. This release includes some improvements and fixes many issues, the most significant one being a problem with the i2b2 Workbench not running on newer apple machines. Since the problem is with a third-party software and out of the hands of the i2b2 community we have decided to create two new virtual machines (VM) that mac users can download and use in their environment.


- The first VM (i2b2WB-VM-lin-mac-2001) contains the i2b2 Workbench application and can be used by i2b2 users who want to run the i2b2 Workbench in Linux machine VM on a mac (or any other machine with VirtualBox).
- The second VM (i2b2WB-VM-lin-src-2001) contains the source code for the i2b2 Workbench, Eclipse Neon, and the i2b2 Workbench application. It can be used by developers who want to access & run the source code in a Linux environment.

Some other improvements include updating the i2b2 Workbench to run on a newer version of Eclipse (Neon) and using JAR files to add new plugins to your i2b2 Workbench. Several improvements were also made to the Timeline view and are included in this release.

- Improvements to the pop-ups that display when hovering over a tic in the timeline view. Can see a traversal list of all observations and the ability to click on an observation to see the details.
- New 'already-read' and 'starring' markings to indicate which observations have been read or starred by you.
- Advanced text searches are improved in Note viewer

Documentation

Description	Download Link	Link to Page
-------------	---------------	--------------

Current Release Notes for the Workbench	 i2b2WB-ReleaseNotes-2001.pdf	 2.0.01 Release Notes
Developers Guide to the Workbench	 i2b2WB-Dev-Guide-2001.pdf	 Workbench Developers Guide
Workbench VM Guide	 i2b2WB-VM-guide-2001.pdf	 Workbench VM Guide
Workbench Documentation (all 3 files)	 i2b2WB-doc-2001.zip	


Download Software Files

There are basically three categories of software files that can be downloaded for the i2b2 Workbench:


1. Client Desktop Application
2. Source Code
3. VMs

The download files associated to each of these categories can be found below.

Client Desktop Application


Description	Software Version	Download Link	Additional Documentation
i2b2 Workbench for Windows	2.0.01	 i2b2WB-win-2001.zip	
i2b2 Workbench for Mac			** This is now part of the i2b2 Workbench VMs

Source Code

Description	Software Version	Download Link	Additional Documentation
i2b2 Workbench Source	2.0.01	 i2b2WB-src-2001.zip	

Workbench VMs (VirtualBox)

Description	Software Version	Included on VM	Download Link	Additional Documentation
Unix VM of the i2b2 Workbench (user version)	2.0.01	<ul style="list-style-type: none"> • i2b2 Workbench application (mac) 	 i2b2WB-VM-lin-mac-2001.zip	

Unix VM of the i2b2 Workbench (developer version)	2.0.01	<ul style="list-style-type: none">• i2b2 Workbench application (mac)• i2b2 Workbench source code• Eclipse Neon	 i2b2WB-VM-lin-src-2001.zip	
---	--------	--	--	--

VM Login Credentials

After you have downloaded and installed one of the i2b2 Workbench VMs, please use the following credentials to log into the ubuntu desktop:

USER: i2b2user

Password: demouser